



# Lubbock Police Department

Juvenile Curfew Ordinance Hearing

City Council Meeting  
September 13, 2022

Data sourced Sep. 8, 2022



# Juvenile Curfew Citations

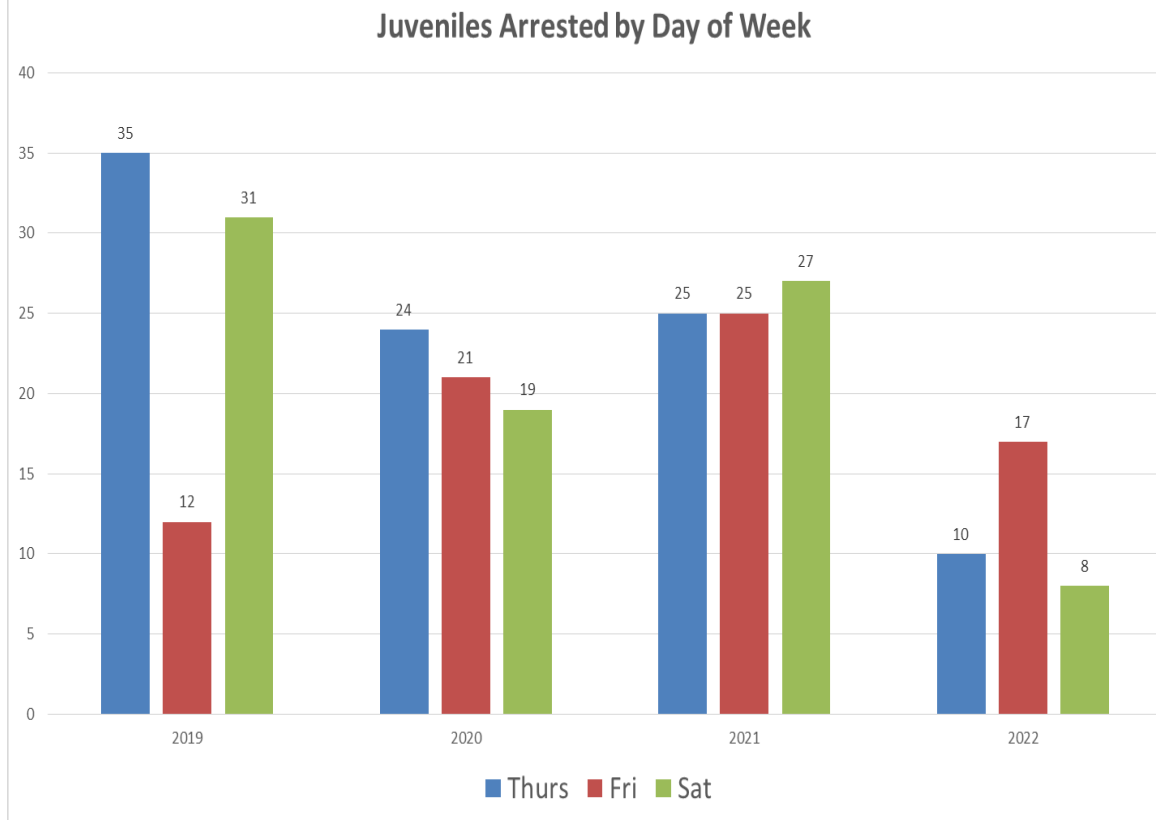
- Curfew Ordinance Violations issued by LPD from January 1, 2019 through June 30, 2022:
  - 200 total violations
  - 191 issued to juveniles
  - 9 issued to adults
  
- Nighttime vs Daytime Curfew Violations
  - 161 nighttime curfew violations
  - 39 daytime curfew violations

\*note: Agenda comments showed 198 citations. Two citations had two violations each bringing the total to 200.



# Juvenile Arrests During Nighttime Curfew Hours

The chart below depicts a count of Juveniles (ages 16 or younger) *arrested* during nighttime curfew hours for Thursdays (11:pm – 6:am), Fridays, and Saturdays (12:am – 6:am), broken down by each year. **254 arrests** occurred during this period.

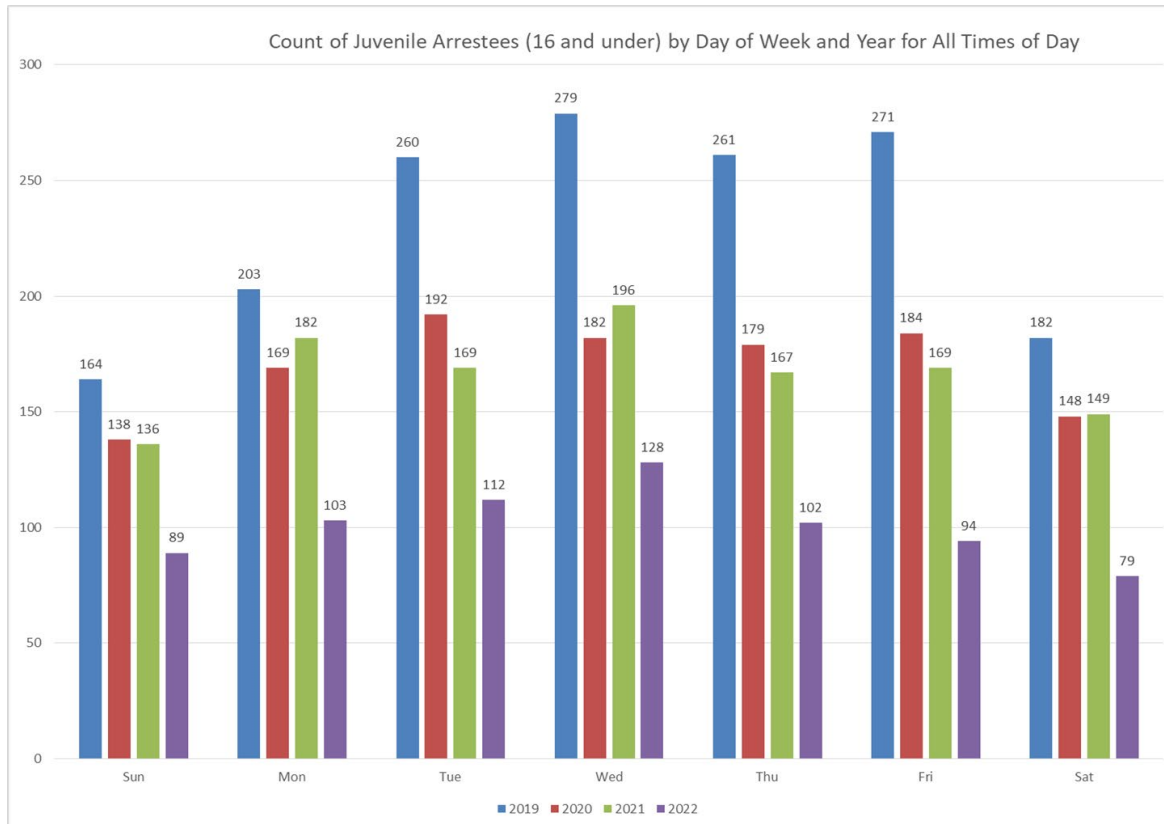


The chart below depicts *a count of specific charges* against juveniles during nighttime curfew hours for Thursdays, Fridays, and Saturdays for the listed period. Please note that some arrestees had multiple charges.

<b>Top 10 Charges</b>	
Jan 2019 through Jun 30, 2022	
<b>RUNAWAY</b>	<b>83</b>
<b>EVADING ARREST OR DETENTION</b>	<b>37</b>
<b>DRUG CHARGES</b>	<b>33</b>
<b>ASSAULT</b>	<b>30</b>
<b>UNAUTHORIZED USE OF A VEHICLE</b>	<b>15</b>
<b>WEAPONS CHARGES</b>	<b>12</b>
<b>BURGLARY OF A VEHICLE</b>	<b>12</b>
<b>THEFT</b>	<b>10</b>
<b>CRIMINAL MISCHIEF</b>	<b>10</b>
<b>ENGAGING IN ORGANIZED CRIMINAL ACTIVITY</b>	<b>9</b>
<b>All Charges</b>	<b>324</b>

# Total Juvenile Arrests

The chart below depicts a count of Juveniles (ages 16 or younger) *arrested* during all hours of the day for every day of the week, broken down by year. **4,687 arrests** occurred in this period.



The chart below depicts *a count of specific charges* against juveniles during all hours of the day, every day of the week for the listed period. Please note that some arrestees had multiple charges.

TOP 10 Juvenile Charges	
All Times January 2019 through June 30, 2022	
<b>RUNAWAY</b>	<b>1,443</b>
<b>ASSAULT</b>	<b>1,053</b>
<b>THEFT</b>	<b>378</b>
<b>POSSESSION OF MARIJUANA</b>	<b>306</b>
<b>EVADING ARREST OR DETENTION</b>	<b>281</b>
<b>CRIMINAL MISCHIEF</b>	<b>267</b>
<b>CRIMINAL TRESPASS</b>	<b>186</b>
<b>ENGAGING IN ORGANIZED CRIMINAL ACTIVITY</b>	<b>177</b>
<b>UNAUTHORIZED USE OF A VEHICLE</b>	<b>160</b>
<b>POSSESSION PENALTY GROUP 2</b>	<b>149</b>
<b>Total Charges for all Crimes</b>	<b>6,158</b>

# Juvenile Victims



	Homicide	Aggravated Assault	Robbery	Sex Assault	Total
2019	0	170	36	128	334
2020	4	154	16	124	294
2021	6	190	11	141	342
2022 (YTD)	1	116	7	75	198
<b>Total</b>	<b>11</b>	<b>630</b>	<b>70</b>	<b>468</b>	<b>1,168</b>

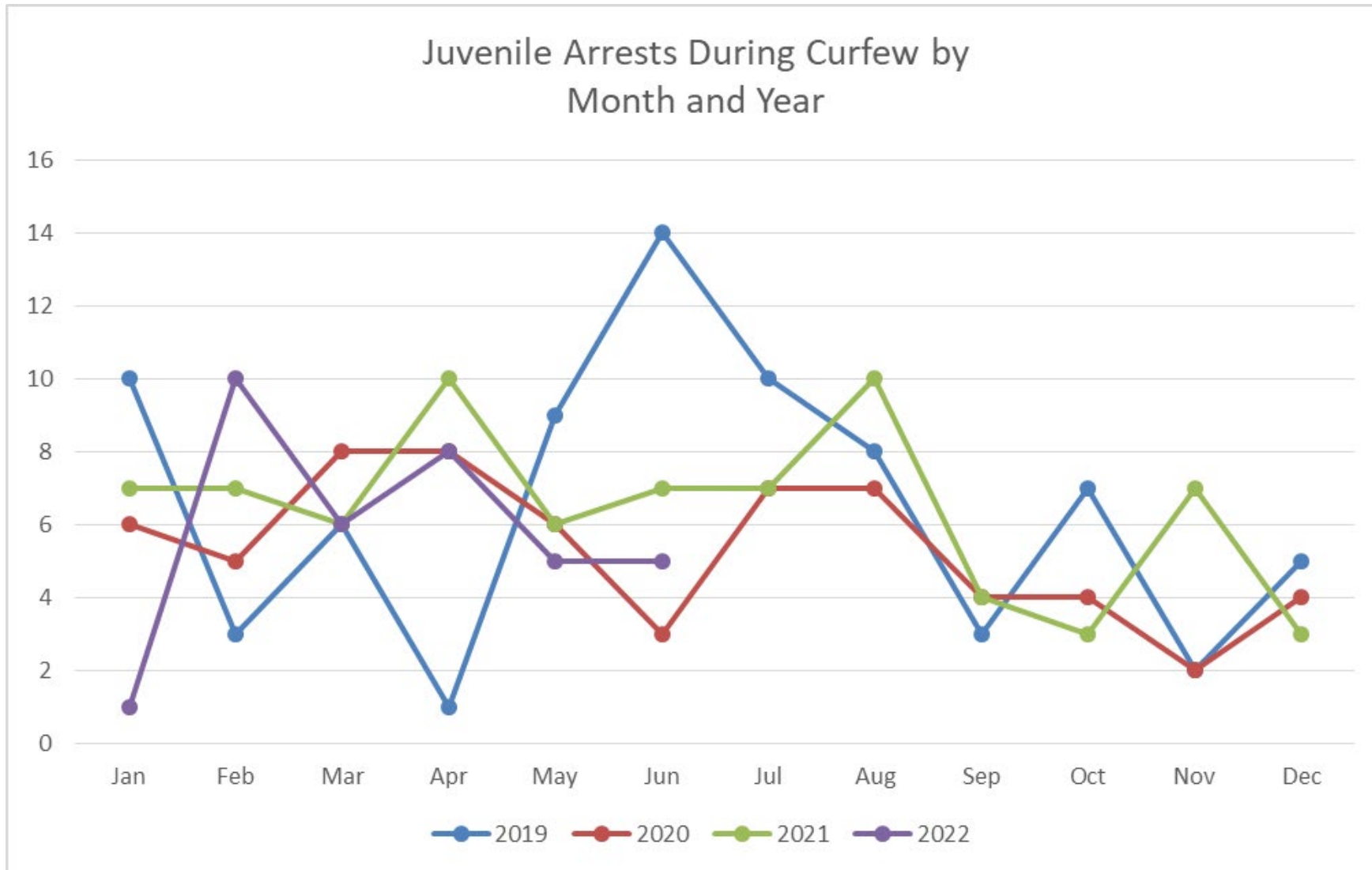
2022 numbers include January - August offenses.

# Juvenile Curfew Enforcement Plan

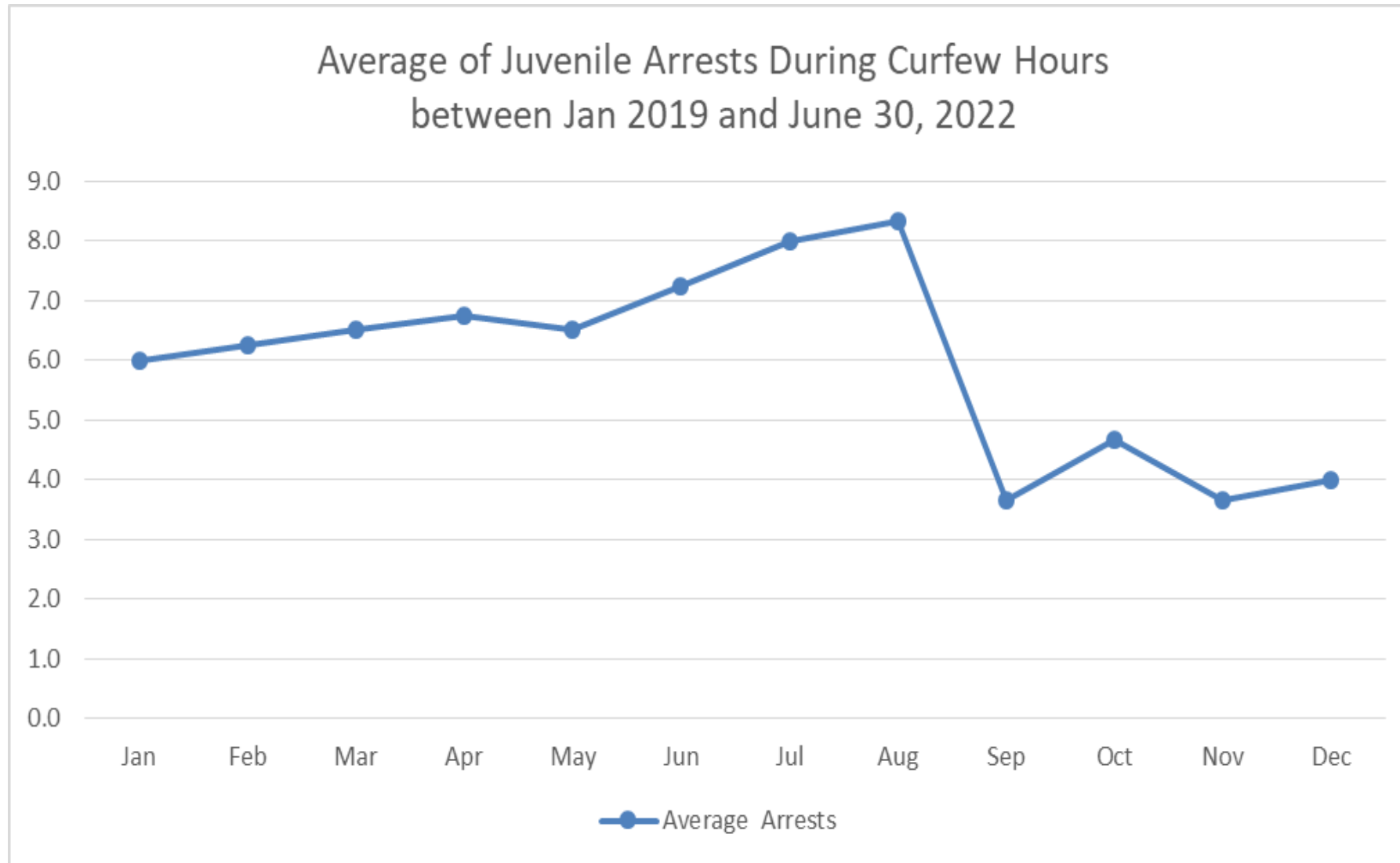
- Directed enforcement Thursday through Saturday, midnight through 6:00 am
- Staffing
  - Four officers working in teams of two looking for curfew violations
  - Two officers assigned to the Curfew Center
- Curfew Center
  - East Patrol Division Station Community Room
  - Meets the criteria set forth in the ordinance
  - Centrally located
- Procedures
  - Officers will bring violators to the Curfew Center and write the juveniles citations
  - Officers staffing the Curfew Center will contact a parent or guardian
  - When the parent or guardian arrives to pick up the juvenile, they will also be issued a citation



# Juvenile Arrests During Curfew by Month & Year

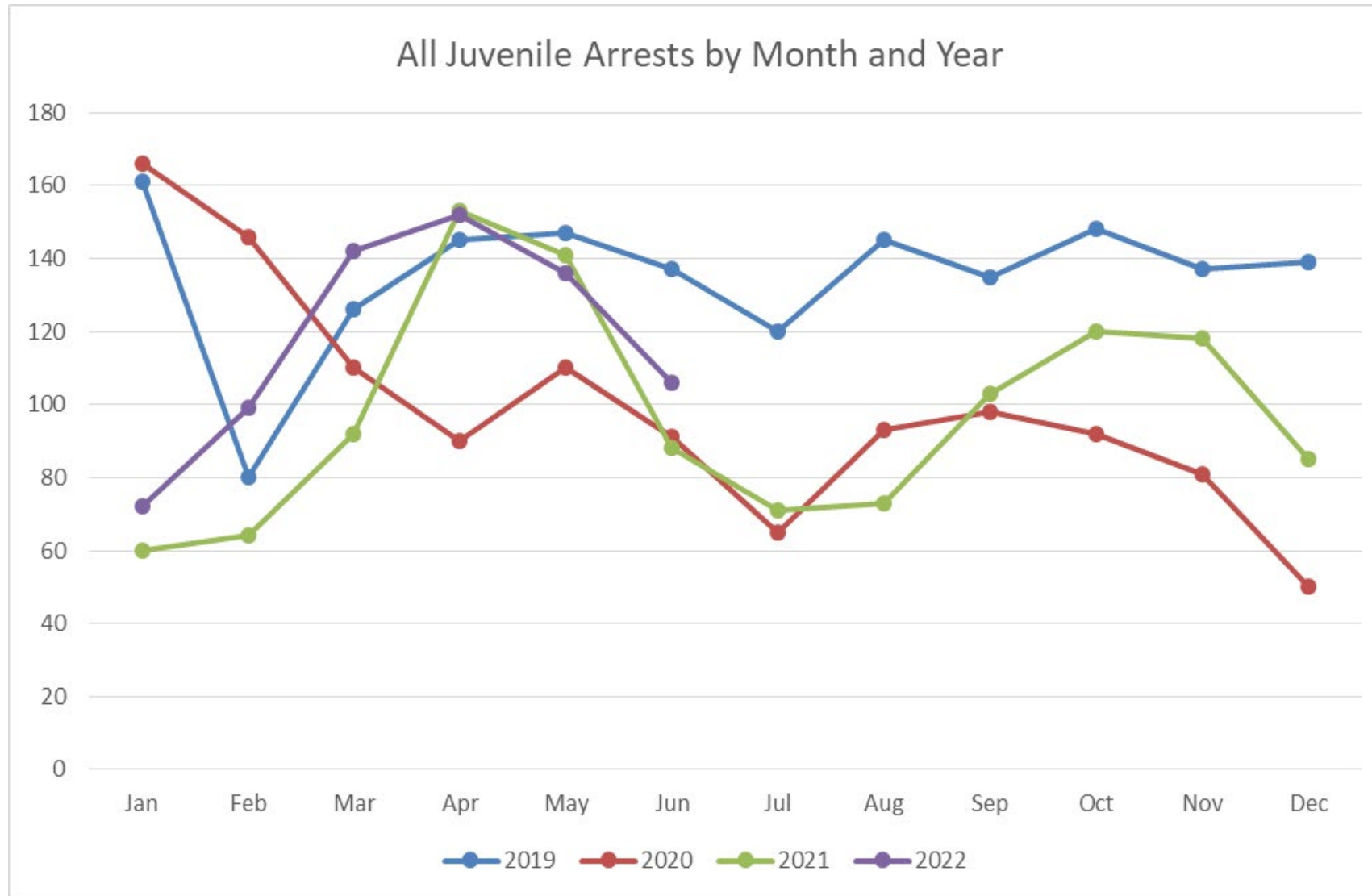


# Average of Juvenile Arrests During Curfew Hours between Jan 2019 & June 30, 2022

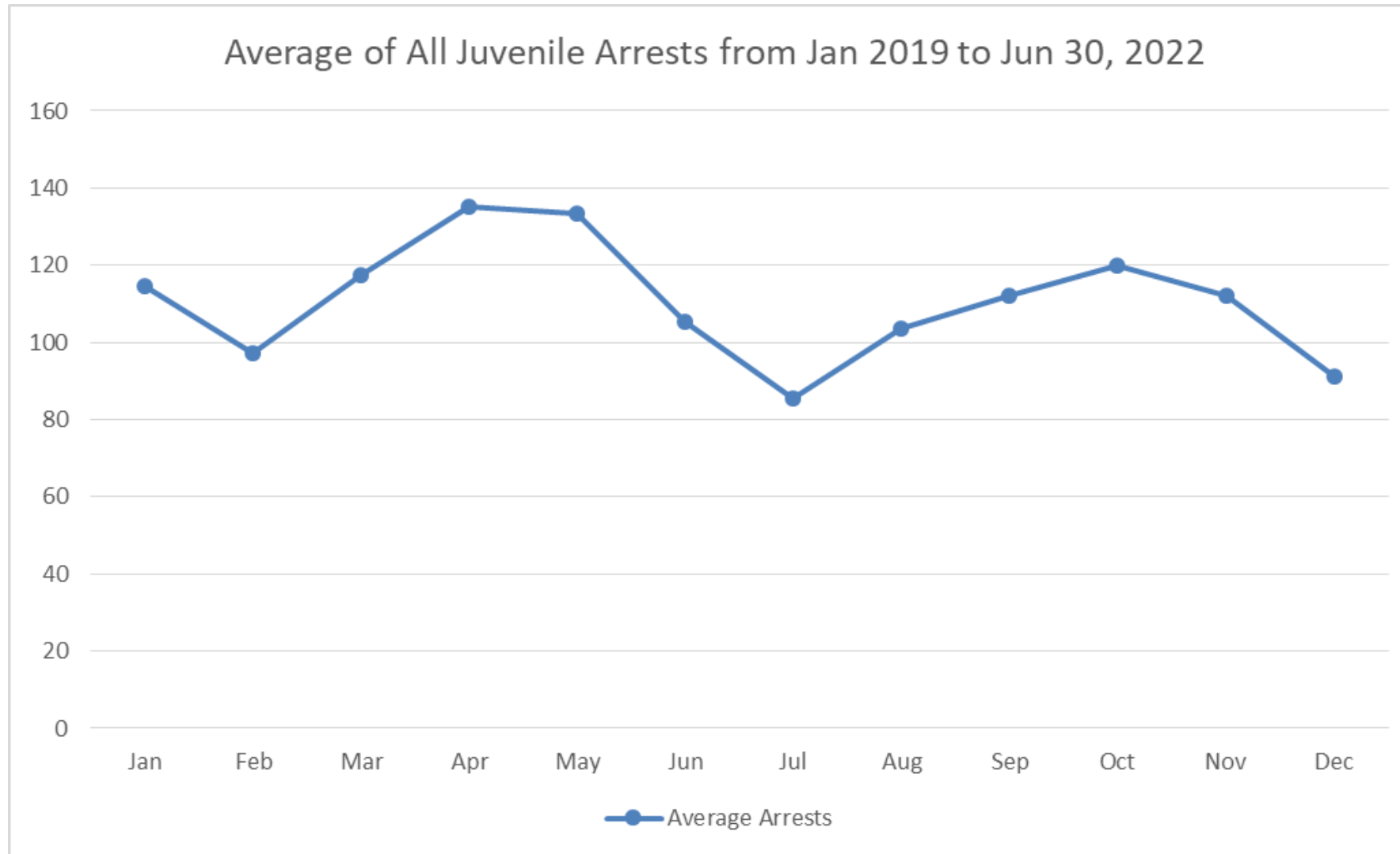




# All Juvenile Arrests by Month and Year



# Average of All Juvenile Arrests from Jan 2019 to Jun 30, 2022





# Questions?